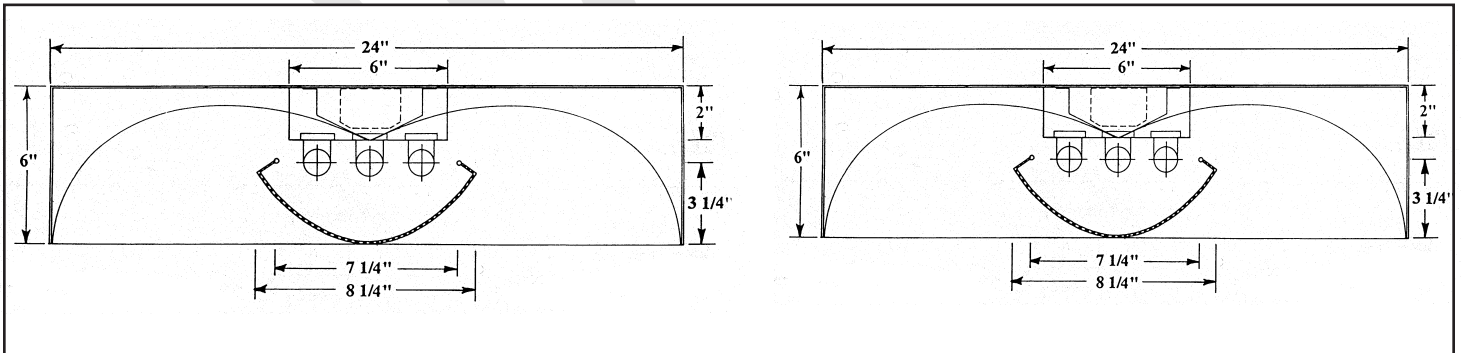
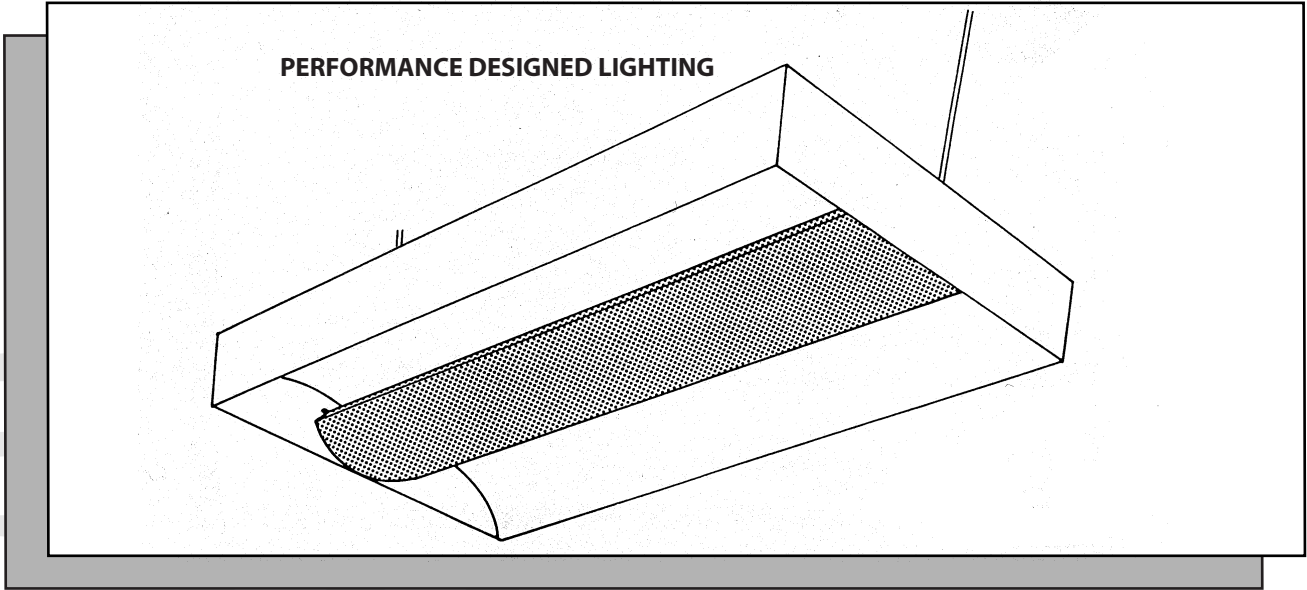
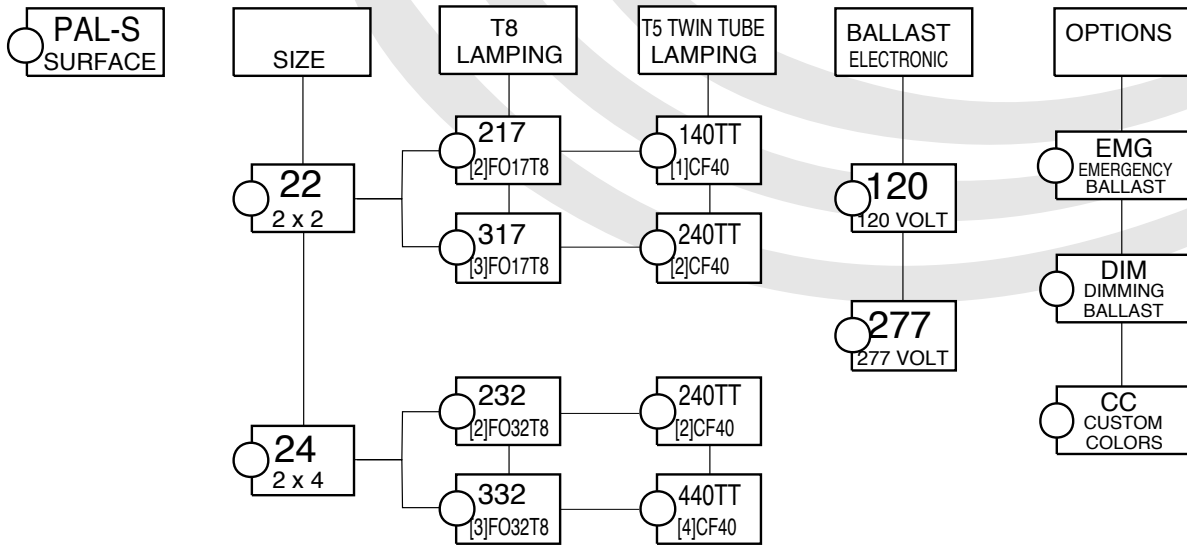


24/22 PARLUME SURFACE



ORDERING DATA



CONSULT FACTORY
FOR 50 AND 55W LAMPING

Specifications

DESCRIPTION: Surface mount troffer with attractive appearance, high visual comfort, and high efficiency make it ideal for commercial, institutional, and retail applications. Fixture provides high vertical distribution and shielded lamps. Fixture is an excellent choice for dental or medical examination facilities where people look directly up at ceiling.

HOUSING: Precision die formed 20 gauge cold rolled steel. Welded construction for rigidity. The socket plates and ballast cover are easily accessible for servicing.

SHIELDING: Perforated 20 gauge steel finished in baked white enamel with white opal acrylic underlay diffuser. Panels snap in easily for lamp replacement and cleaning.

BALLAST: Electronic TB or Twin Tube, Class "P", CBM-ETL certified. Consult factory for magnetic ballast

FINISH: All steel parts are treated with the HASCO "Perm-O-Last" multi-stage rust inhibitive process. Standard finish is a durable baked white enamel with a minimum reflectance of 90%. Consult factory for other colors and finishes. Fixture is post painted.

LABELING: All HASCO fixtures are U.L. approved and IBEW union made.

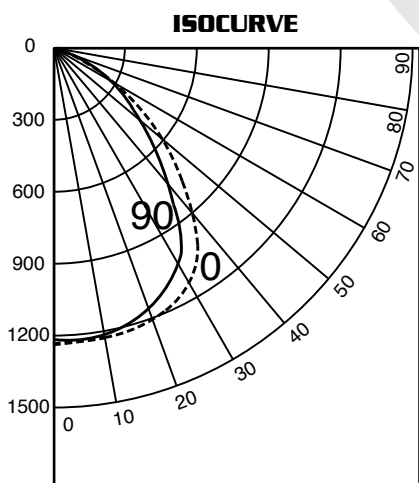
PHOTOMETRICS: 24/22 Parlume Surface COEFFICIENTS OF UTILIZATION, ZONAL CAVITY METHOD EFFECTIVE FLOOR CAVITY REFLECTANCE 0.20

CEILING WALL RCR	80				70				50			30			10			0
	70	50	30	10	70	50	30	10	50	30	10	50	30	10	50	30	10	0
0	69	69	69	69	68	68	68	68	65	65	65	62	62	62	59	59	59	58
1	64	62	60	58	63	61	59	57	56	55	54	56	57	55	54	53	52	51
2	59	56	53	48	58	54	51	48	54	51	48	52	48	46	48	46	45	44
3	54	51	46	43	55	48	46	42	46	43	40	46	43	40	43	40	38	37
4	50	45	40	37	48	44	40	37	41	37	34	42	38	36	38	36	33	31
5	48	41	36	32	45	40	33	30	37	33	31	36	32	31	35	31	29	28
6	44	37	32	26	41	36	29	26	33	29	26	32	28	27	31	28	25	24
7	41	33	28	23	38	33	26	23	30	26	23	31	25	23	28	25	22	21
8	38	31	26	20	35	30	23	20	28	23	20	28	23	20	26	22	20	19
9	36	28	21	18	33	26	21	18	24	21	18	24	21	18	24	20	18	17
10	31	24	19	16	31	24	19	16	22	19	16	22	19	16	22	19	16	15

Luminaire: Formed Steel
Ballast: Valmont E240TP1120G01
Lamping: [2] CF40-T5
Mounting: Surface

HASCO File #PALS-22-240TT-120
Prepared by: P. Marshall
Catalog number: PALS-22-2CF40-ELT8

Data subject to change
Please consult factory for
additional information.



CANDLE POWER SUMMARY

VERT ANGLE	0	90
0	1190	1190
5	1210	1150
10	1208	1192
15	1250	1200
20	1200	1106
25	1150	1050
30	1206	1241
35	1085	1117
40	900	750
45	750	600
50	604	452
55	352	425
60	305	309
65	228	224
70	151	156
75	124	123
80	94	81
85	38	29
90	0	0